

ANYWHERE Series



A-14-BLK Arm/SIL Frame



A-14



A-14-PB-SIL Arm/SIL Frame

FEATURES:

- Fabric/Poly/Wood Back
- Black or Silver Frame
- Black or Silver Arms
- Gangs and Stacks
- 16 Different Wood Finish Backs
- Wall Saver Legs
- With or Without Arms or Casters

SPECIFICATIONS:

A-14



Seat 20" W x 18.25" D
 Seat Height 19"
 Back 18.25" W x 16.75" H
 Overall Size 25" W x 24.75" D x 33.25" H

A-14-NA



Seat 20" W x 18.25" D
 Seat Height 19"
 Back 18.25" W x 16.75" H
 Overall Size 22" W x 24.75" D x 33.25" H

A-14-PB



Seat 20" W x 19.5" D
 Seat Height 19"
 Back 18.25" W x 17" H
 Overall Size 25" W x 24.75" D x 33.25" H

A-14-WB




Seat 20" W x 19" D
 Seat Height 19"
 Back 18.25" W x 16.5" H
 Overall Size 25" W x 24.75" D x 33.25" H

A-14-500



Seat 28.5" W x 19" D
 Seat Height 19.75"
 Back 28.5" W x 16.75" H
 Overall Size 34" W x 27" D x 34.25" H

Frame/Arm Colors:



Black



Silver

Back Wood Finish Options:



Black
Lacquer



CI
Cherry




CI
Honey




Clear
Maple




Cognac



Dark
Cherry



Mahogany



OCI
Espresso



OCI
Jade



OCI Light
Cherry



OFS
Cherry



Pacific
Cherry



Summit
Cherry



Summit
Maple



Walnut



OCI Cafe

Cover: Model A-14-WB

SITWELLNEXT

SITWELLNEXT

14815 Radburn Avenue
 Santa Fe Springs
 California 90670
 Web: www.sitwell.com

Toll Free: 866.624.4968
 Local: 562.802.0464
 Fax: 866.624.9662
 E-mail: customerservice@ocisitwell.com

A-14 Guest / Bariatric



A-14



A-14-NA



A-14-C



A-14-500

A-14 Poly Back



A-14-PB



A-14-NA-PB



A-14-PB-BLK Arm/SIL Frame



A-14-PB-SIL Arm/SIL Frame

A-14 Two Tone Options



A-14-BLK Arm/SIL Frame



A-14-C-BLK Arm/SIL Frame



A-14-SIL Arm/BLK Frame



A-14-C-SIL Arm/BLK Frame

A-14 Fabric / Poly / Wood



A-14



A-14-PB



A-14-WB