
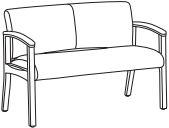
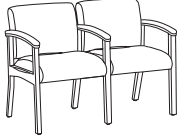
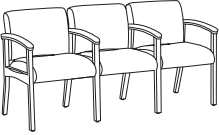





ARRANGE

- Solid Maple Hardwood Frame With Poly Arm Cap
- 16 Standard Wood Finishes
- 3 Different Gangable Tables (page 12) and 4 Different Styles of Free Standing Tables (pages 32, 33)
- Special Spacer Designed to Attach Multiple Chairs - \$120 List
- New Round Corner Connecting Table With Retractable Folding Rear Leg
- TB133 Compliant (Optional Up-Charge)
- 480 - 300 LB Test Rating
- Bariatric Option - 500lb Capacity

2020 GIZA TECHNOLOGIES & STUDIO (Coming Soon)

MODEL NO.	FABRIC GRADES / LEATHER GRADES									
	1 COM	2	3 COL	4	5	6	7	8	L1	L2
490 Guest Chair  <p>Dimensions Seat Height: 19.75 Seat Width: 20.5 Seat Depth: 19.5 Arm Height: 27 Overall Width: 24 Overall Depth: 25.5 Overall Height: 33.5</p> <p>COM: 1.5 yds. Carton: 17 Cu. Ft. Shipping Information 38 lbs. TB133: \$114</p>	985	1020	1065	1128	1196	1205	1220	1300	N/A	1528
491 Bench  <p>Dimensions Seat Height: 19.75 Seat Width: 45.75 Seat Depth: 19.5 Arm Height: 27 Overall Width: 49.25 Overall Depth: 25.5 Overall Height: 33.5</p> <p>COM: 3 yds. Carton: 43 Cu. Ft. Shipping Information 71 lbs. TB133: \$228</p>	1560	1680	1755	1845	1905	1960	2035	2135	N/A	2741
492 2-Seat Settee  <p>Dimensions Seat Height: 19.75 Seat Width: 20.5 Seat Depth: 19.5 Arm Height: 27 Overall Width: 46.25 Overall Depth: 25.5 Overall Height: 33.5</p> <p>COM: 2.75 yds Carton: 43 Cu. Ft. Shipping Information 67 lbs. TB133: \$228</p>	1840	1945	2025	2070	2115	2160	2205	2250	N/A	3019
493 3-Seat Settee  <p>Dimensions Seat Height: 19.75 Seat Width: 20.5 Seat Depth: 19.5 Arm Height: 27 Overall Width: 69.25 Overall Depth: 25.5 Overall Height: 33.5</p> <p>COM: 4 yds Carton: 58 Cu. Ft. Shipping Information 81 lbs. TB133: \$342</p>	2552	2657	2762	2897	3032	3167	3302	3437	N/A	3602
494 Bariatric Chair  <p>Dimensions Seat Height: 19.75 Seat Width: 28.5 Seat Depth: 19.5 Arm Height: 27 Overall Width: 31.25 Overall Depth: 25.5 Overall Height: 33.5</p> <p>COM: 2.5 yds Carton: 25 Cu. Ft. Shipping Information 58 lbs. TB133: \$228</p>	1852	1972	2047	2137	2197	2252	2327	2427	N/A	3025

IMPORTANT: When connecting chairs and or tables, you must specify:
 LS - Left side sitting RS - Right side sitting LRS - Left and Right side sitting

- When combining material of different grades, use the higher grade. When combining materials of the same grade, Two Tone \$60 List.
- Custom wood finishes available upon request - add \$195.00 Net per color.

OCISitwell Finishes: Mahogany, Summit Cherry, Dark Cherry, Clear Maple, Pacific Cherry, OFS Cherry, Summit Maple, OCI Jade, OCI Espresso, Walnut, Cognac, OCI Light Cherry, Black Lacquer, CI Honey, CI Cherry, OCI Café



ARRANGE

- Solid Maple Hardwood Frame With Poly Arm Cap
- 16 Standard Wood Finishes
- 3 Different Gangable Tables (page 12) and 4 Different Styles of Free Standing Tables (pages 32, 33)
- Special Spacer Designed to Attach Multiple Chairs - \$120 List
- TB133 Compliant (Optional Up-Charge)
- 480 - 300 LB Test Rating
- Bariatric Option - 500lb Capacity

2020 GIZA TECHNOLOGIES & STUDIO (Coming Soon)

MODEL NO.

FABRIC GRADES / LEATHER GRADES

495 Hip Stool



	1 COM	2	3 COL	4	5	6	7	8	L1	L2
Dimensions Seat Height: 26 Seat Width: 20.5 Seat Depth: 19.5 Arm Height: 33.25 Overall Width: 24 Overall Depth: 26 Overall Height: 40										
COM: 1.5 yds. Carton: 18 Cu. Ft. Shipping Information 42 lbs. TB133: \$114	1420	1455	1500	1563	1620	1655	1690	1735	N/A	1860

RECEPTION SEATING | ARRANGE 620 SERIES

620 Series

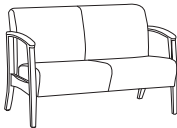
- 620 - 300lb Test Rating
- 622 - 500lb Test Rating
- 624 Bariatric - 500lb Test Rating

620 Club Chair



Dimensions Seat Height: 18 Seat Width: 22 Seat Depth: 21 Arm Height: 27.5 Overall Width: 25.75 Overall Depth: 30.5 Overall Height: 34										
COM: 2.25 yds. Carton: 24 Cu. Ft. Shipping Information 51 lbs. TB133: \$371	1584	1689	1769	1814	1859	1904	1949	1994	N/A	2760

622 Love Seat



Dimensions Seat Height: 18 Seat Width: 48 Seat Depth: 21 Arm Height: 27.5 Overall Width: 52.5 Overall Depth: 30.5 Overall Height: 34										
COM: 4 yds. Carton: 43 Cu. Ft. Shipping Information 87 lbs. TB133: \$500	2124	2204	2281	2394	2512	2631	2792	2881	N/A	3300

624 Bariatric Chair



Dimensions Seat Height: 18 Seat Width: 28 Seat Depth: 21 Arm Height: 27.5 Overall Width: 31.75 Overall Depth: 30.5 Overall Height: 34										
COM: 3.25 yds. Carton: 25 Cu. Ft. Shipping Information 56 lbs. TB133: \$371	2093	2213	2283	2373	2433	2488	2563	2663	N/A	3269

IMPORTANT: When connecting chairs and or tables, you must specify:

LS - Left side sitting RS - Right side sitting LRS - Left and Right side sitting

- When combining material of different grades, use the higher grade. When combining materials of the same grade, Two Tone \$60 List.
- Custom wood finishes available upon request - add \$195.00 Net per color.

OCISitwell Finishes: Mahogany, Summit Cherry, Dark Cherry, Clear Maple, Pacific Cherry, OFS Cherry, Summit Maple, OCI Jade, OCI Espresso, Walnut, Cognac, OCI Light Cherry, Black Lacquer, CI Honey, CI Cherry, OCI Café